

hobby



100%
Recyclable



Lightweight



Antishock







U.V.
Resistant



Temperature
Resistant



geo | vaso • pot

art.	size				medea	
1983	Ø 13 (cm 13 x 10 h)	L 0,8	80	1471 • Ø 12	62 01	
1972	Ø 15 (cm 15 x 11 h)	L 1,2	80	1472 • Ø 14	03 69 62 01	
1973	Ø 18 (cm 18 x 14 h)	L 2,0	40	1474 • Ø 18	03 69 62 01	
1974	Ø 20 (cm 20 x 15 h)	L 2,9	40	1475 • Ø 20	03 M9 69 62 L4 T4 T6 01 T5	
1975	Ø 25 (cm 25 x 19 h)	L 5,6	10	1477 • Ø 24	03 M9 69 62 L4 T4 T6 01 T5	
1976	Ø 30 (cm 30 x 23 h)	L 9,7	10	1479 • Ø 28	03 M9 69 62 L4 T4 T6 01 T5	
1977	Ø 35 (cm 35 x 26 h)	L 15,4	10	1481 • Ø 32	03 M9 69 62 L4 T4 T6 01 T5	

geo

good for plants



pp



vaso con fori
pot with holes



sottovaso abbinato
fitting saucer



display solutions



espositore
display



palbox



3057 total expe
(cm 63 x 123 x 210 h)



52
53

art.	size				medea	
1978	Ø 40	(cm 40 x 30 h)	L 23,2	10	1483 • Ø 40	03 M9 G9 62 L4 T4 T6 01 T5
1979	Ø 45	(cm 45 x 34 h)	L 33,0	10	1484 • Ø 44	03 M9 G9 62 L4 01
1980	Ø 50	(cm 50 x 38 h)	L 45,3	10	1485 • Ø 48	03 M9 G9 62 L4 01
2058	Ø 55	(cm 55 x 41 h)	L 60,4	10	1486 • Ø 52	G9 62 01
1981	Ø 60	(cm 60 x 45 h)	L 78,4	5	1487 • Ø 56	G9 62 01
1982	Ø 70	(cm 70 x 53 h)	L 124,6	5	1488 • Ø 64	G9 62 01

stabile e capiente
stable and capacious



cilindro | vaso • pot

art.	size				medea
1300	Ø 90	(cm 90 x 62 h)	L 250	2	1960 • Ø 82

01

cilindro

good for plants



pp



vaso con fori
pot with holes



sottovaso abbinato
fitting saucer

display solutions



espositore
display







palbox



robusto e capiente
sturdy and capacious



coccio | vaso • pot

art.	size				medea	
1062	Ø 16	(cm 16 x 14 h)	L 1	80	1472 • Ø 14	01
1063	Ø 18	(cm 18 x 16 h)	L 2	80	1473 • Ø 16	01
1064	Ø 20	(cm 20 x 17 h)	L 3	80	1474 • Ø 18	01
1065	Ø 22	(cm 22 x 19 h)	L 4	80	1475 • Ø 20	01
1246	Ø 24	(cm 24 x 21 h)	L 6	10	1476 • Ø 22	01
1247	Ø 27	(cm 27 x 23 h)	L 8	10	1478 • Ø 26	01
1248	Ø 30	(cm 30 x 25 h)	L 11	10	1479 • Ø 28	01



coccio

good for plants



pp



vaso con fori
pot with holes



sottovaso abbinato
fitting saucer






display solutions



espositore
display







3057 total expe
(cm 63 x 123 x 210 h)

art.	size				medea	
1249	Ø 35 (cm 35 x 27 h)		L 18	10	1481 • Ø 32	01
1316	Ø 40 (cm 40 x 31 h)		L 25	10	1482 • Ø 36	01
1317	Ø 45 (cm 45 x 35 h)		L 34	10	1483 • Ø 40	01



linto | vaso • pot

art.	size				medea 	
1664	Ø 18	(cm 18 x 14 h)	L 1,6	40	1472 • Ø 14	01
1665	Ø 20	(cm 20 x 16 h)	L 2,5	40	1473 • Ø 16	01
1666	Ø 25	(cm 25 x 20 h)	L 4,8	10	1475 • Ø 20	01
1667	Ø 30	(cm 30 x 23 h)	L 8,3	10	1477 • Ø 24	01
1668	Ø 35	(cm 35 x 27 h)	L 13,5	10	1479 • Ø 28	01

linteo

good for plants



pp



vaso con fori
pot with holes



sottovaso abbinato
fitting saucer

easy for sales











impilabile
stackable



art.	size				medea	
1669	Ø 40	(cm 40 x 31 h)	L 19	10	1481 • Ø 32	01
1670	Ø 45	(cm 45 x 35 h)	L 29	10	1482 • Ø 36	01
1671	Ø 50	(cm 50 x 39 h)	L 39	10	1483 • Ø 40	01



garden | vaso • pot

art.	size				moplen	
350	Ø 14 (cm 14 x 12 h)	L 0,9	80	1/12 • Ø 12		
351	Ø 16 (cm 16 x 14 h)	L 1,5	80	1/14 • Ø 14		
352	Ø 18 (cm 18 x 16 h)	L 2,3	80	1/16 • Ø 16		
353	Ø 20 (cm 20 x 18 h)	L 3,3	10	1/18 • Ø 18		



garden

good for plants



pp



vaso con fori
pot with holes










sottovaso abbinato
fitting saucer



easy for sales






impilabile
stackable

art.	size				moplen	
354	Ø 22 (cm 22 x 19 h)	L 4,4	10	1/18 • Ø 18		
355	Ø 24 (cm 24 x 21 h)	L 5,5	10	1/22 • Ø 22		
356	Ø 27 (cm 27 x 22 h)	L 8,0	10	1/24 • Ø 24		
357	Ø 30 (cm 30 x 23 h)	L 11,0	10	1/26 • Ø 26		



akea | cassetta • plant box

art.	size				
1680	cm 50	(cm 50 x 28 x 22 h)	L 16	6	03 69 62 01
1681	cm 60	(cm 60 x 31 x 26 h)	L 26	6	03 69 62 01
1683	cm 80	(cm 80 x 39 x 34 h)	L 60	4	03 69 62 01
1684	cm 100	(cm 100 x 46 x 40 h)	L 100	2	03 69 62 01



akea

good for plants



pp



cassetta con fori
plant box with holes



sottocassetta abbinata
fitting oblong tray



easy for sales



vaso abbinato
matching pot

display solutions



cover pallet

62
63






akea | sottocassetta • oblong tray

art.	size			
1685	cm 50	(cm 46 x 22 x 3,0 h)	6	03 69 62 01
1686	cm 60	(cm 55 x 26 x 3,7 h)	6	03 69 62 01
1687	cm 80	(cm 73 x 32 x 4,7 h)	4	03 69 62 01
1689	cm 100	(cm 90 x 36 x 5,7 h)	2	03 69 62 01

molto capiente
very capacious



krea | vaso quadro • square pot

art.	size				
1702	cm 25	(cm 25 x 25 x 22 h)	L 6,5	10	69 62 01
1703	cm 30	(cm 31 x 31 x 26 h)	L 12,0	10	69 62 01
1704	cm 35	(cm 35 x 35 x 30 h)	L 17,0	10	69 62 01
1705	cm 40	(cm 39 x 39 x 34 h)	L 24,0	10	03 69 62 01
1706	cm 45	(cm 46 x 46 x 40 h)	L 38,0	5	03 69 62 01

krea

good for plants



pp



vaso con fori
pot with holes



sottovaso abbinato
fitting saucer

easy for sales



cassetta vaso abbinati
matching plant box pot

display solutions



cover pallet



64
65



krea | sottovaso quadro • square saucer

art.	size			
1707	cm 25	(cm 22 x 22 x 3,0 h)	10	G9 62 01
1708	cm 30	(cm 26 x 26 x 3,7 h)	10	G9 62 01
1709	cm 35	(cm 29 x 29 x 4,2 h)	10	G9 62 01
1710	cm 40	(cm 32 x 32 x 4,7 h)	10	03 G9 62 01
1711	cm 45	(cm 36 x 36 x 5,7 h)	5	03 G9 62 01

molto capiente
very capacious



krea | vaso angolo • angle pot

art.	size				
1743	cm 45	(cm 46 x 46 x 40 h)	L 35	5	01

krea | sottovaso angolo • angle saucer

art.	size			
1745	cm 45	(cm 39 x 39 x 5,7 h)	5	01

krea

good for plants



pp



vaso con fori
pot with holes



sottovaso abbinato
fitting saucer

easy for sales



cassetta vaso abbinati
matching plant box pot



66
67



krea | vaso a muro • wall pot

art.	size				
1742	cm 45	(cm 46 x 38 x 40 h)	L 27	5	01

krea | sottovaso a muro • wall saucer

art.	size			
1744	cm 45	(cm 36 x 30 x 5,7 h)	5	01



inis | cassetta • plant box

art.	size				
1987	cm 40	(cm 40 x 19,5 x 16,4 h)	L 8	12	03 M9 G9 62 T4 T6 01 T5
1988	cm 50	(cm 50 x 19,5 x 16,4 h)	L 10	12	03 M9 G9 62 T4 T6 01 T5
1989	cm 60	(cm 60 x 19,5 x 16,4 h)	L 12	12	03 M9 G9 62 T4 T6 01 T5
2055	cm 80	(cm 80 x 19,5 x 16,4 h)	L 17	6	03 M9 G9 62 01



inis

good for plants



pp



cassetta con fori
plant box with holes



sottocassetta abbinata
fitting oblong tray





display solutions

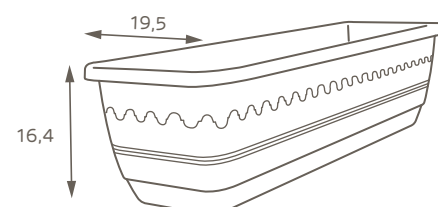


palbox









inis | sottocassetta • oblong tray

art.	size			
1990	cm 40 (cm 36,6 x 16,1 x 3 h)		12	03 M9 G9 62 T4 T6 01 T5
1991	cm 50 (cm 46,6 x 16,1 x 3 h)		12	03 M9 G9 62 T4 T6 01 T5
1992	cm 60 (cm 56,6 x 16,1 x 3 h)		12	03 M9 G9 62 T4 T6 01 T5
2056	cm 80 (cm 76,6 x 16,1 x 3 h)		6	03 M9 G9 62 01





gardenie | cassetta • plant box

art.	size				
2327	cm 40	(cm 40 x 20 x 16 h)	L 8	24	
2328	cm 50	(cm 50 x 20 x 16 h)	L 10	24	
2329	cm 60	(cm 60 x 20 x 16 h)	L 12	24	



gardenie

good for plants



pp



cassetta con fori
plant box with holes



sottocassetta abbinata
fitting oblong tray





easy for sales



impilabile
stackable
















gardenie | sottocassetta • oblong tray













art.	size			
2330	cm 40	(cm 37 x 17 x 2,7 h)	24	G9 62 02 01
2331	cm 50	(cm 47 x 17 x 2,7 h)	24	G9 62 02 01
2332	cm 60	(cm 57 x 17 x 2,7 h)	24	G9 62 02 01



gerani | cassetta • plant box









art.	size					
1017	cm 30	(cm 30 x 17 x 14 h)	L 5	25		
1018	cm 35	(cm 35 x 17 x 14 h)	L 6	25		
1019	cm 40	(cm 40 x 17 x 14 h)	L 7	25		
1020	cm 50	(cm 50 x 17 x 14 h)	L 9	25		
1021	cm 60	(cm 60 x 17 x 14 h)	L 11	25		

gerani | sottocassetta • oblong tray

art.	size				
1067	cm 30	(cm 26 x 13 x 3 h)	25		
1068	cm 35	(cm 31 x 13 x 3 h)	25		
1069	cm 40	(cm 36 x 13 x 3 h)	25		
1070	cm 50	(cm 46 x 13 x 3 h)	25		
1071	cm 60	(cm 56 x 13 x 3 h)	25		






garden | sottocassetta • oblong tray



art.	size				
360	cm 30	(cm 29 x 16 x 2 h)	50		
361	cm 35	(cm 34 x 16 x 2 h)	50		
362	cm 40	(cm 39 x 16 x 2 h)	50		



domus | gerla con sottovaso •
wall pot with saucer












art.	size				
1800	cm 25	(cm 25 x 16 x 18 h)	L 2,9	24	01
1801	cm 30	(cm 30 x 19 x 21 h)	L 5,1	24	01

piedino | piedino • little base

art.			
1462	(cm 7,7 x 4,1 x 4,9 h)	40	62 01 45



kalis | cassetta • plant box

art.	size				
1941	cm 50	(cm 50 x 25 x 21 h)	L 16	12	 
1888	cm 60	(cm 60 x 25 x 21 h)	L 20	12	 
1889	cm 80	(cm 80 x 25 x 21 h)	L 28	6	 
1890	cm 100	(cm 100 x 25 x 21 h)	L 35	6	 



kalis

good for plants



pp



cassetta con fori
plant box with holes



sottocassetta abbinata
fitting oblong tray



easy for sales









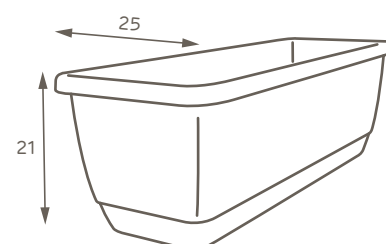
impilabile
stackable

74
75



kalis | sottocassetta • oblong tray




art.	size			
1942	cm 50	(cm 45,6 x 20,6 x 3,5 h)	12	
1891	cm 60	(cm 55,6 x 20,6 x 3,5 h)	12	
1892	cm 80	(cm 75,6 x 20,6 x 3,5 h)	6	
1893	cm 100	(cm 95,6 x 20,6 x 3,5 h)	6	



molto capiente
very capacious



licum | cassetta con sottocassetta montata • plant box with attached oblong tray

art.	size				
1999	cm 20	(cm 20 x 12,5 x 10,8 h)	L 1,5	12	03 02 01
2000	cm 30	(cm 30 x 12,5 x 10,8 h)	L 2,5	12	03 02 01
2001	cm 40	(cm 40 x 12,5 x 10,8 h)	L 3,0	12	03 02 01



licum

good for plants



pp

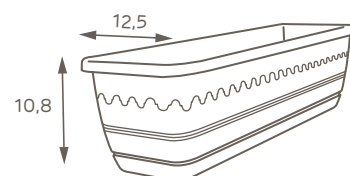


sottocassetta montata
attached oblong tray

display solutions












palbox





miza | cassetta • plant box

art.	size				
1897	cm 40	(cm 40 x 21,7 x 18 h)	L 10	12	 
1898	cm 50	(cm 50 x 21,7 x 18 h)	L 13	12	 
1899	cm 60	(cm 60 x 21,7 x 18 h)	L 16	12	 



miza

good for plants



pp



cassetta con fori
plant box with holes



sottocassetta abbinata
fitting oblong tray











easy for sales

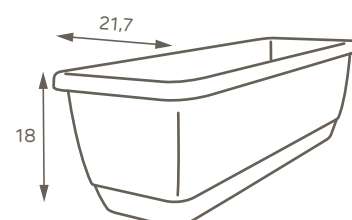


impilabile
stackable



miza | sottocassetta • oblong tray










art.	size				
1900	cm 40	(cm 36 x 17,9 x 3 h)	12		
1901	cm 50	(cm 46 x 17,9 x 3 h)	12		
1902	cm 60	(cm 56 x 17,9 x 3 h)	12		



molto capiente
very capacious



olimpo | ciotola • plant bowl

art.	size				medea 	
1375	Ø 20	(cm 20 x 8 h)	L 1,4	20	1474 • Ø 18	
1376	Ø 25	(cm 25 x 9 h)	L 2,7	20	1476 • Ø 22	
1359	Ø 30	(cm 30 x 11 h)	L 4,7	20	1478 • Ø 26	
1454	Ø 35	(cm 35 x 13 h)	L 7,5	20	1481 • Ø 32	
1360	Ø 40	(cm 40 x 15 h)	L 11,0	20	1482 • Ø 36	



olimpo

good for plants



pp



vaso con fori
pot with holes





















sottovaso abbinato
fitting saucer



easy for sales









impilabile
stackable

art.	size				medea	
1500	Ø 45 (cm 45 x 17 h)	L 16	10	1483 • Ø 40	  	
1361	Ø 50 (cm 50 x 19 h)	L 22	10	1484 • Ø 44	  	
1362	Ø 60 (cm 60 x 23 h)	L 38	10	1485 • Ø 48	  	
1363	Ø 70 (cm 70 x 27 h)	L 60	5	1487 • Ø 56	  	
1455	Ø 90 (cm 90 x 34 h)	L 128	2	1960 • Ø 82	 	



libis | ciotola con sottovaso montato • plant bowl with attached saucer

art.	size				
2427	Ø 25	(cm 25 x 11 h)	L 3,6	12	
2428	Ø 30	(cm 30 x 13 h)	L 6,4	12	
2429	Ø 35	(cm 35 x 15 h)	L 10,0	12	



libis

good for plants



pp



sottovaso montato
attached saucer



display solutions



palbox



medea | sottovaso • saucer

art.	size		coccio	geo	linteo	olimpo		
1469	Ø 8	(cm 9,6 x 1,6 h)						200 01
1470	Ø 10	(cm 11,0 x 1,8 h)						200 01
1471	Ø 12	(cm 12,8 x 2,1 h)		1983				200 03 G9 62 01
1472	Ø 14	(cm 14,3 x 2,4 h)	1062	1972	1664			200 03 G9 62 01
1473	Ø 16	(cm 15,9 x 2,6 h)	1063		1665			100 01
1474	Ø 18	(cm 17,9 x 2,9 h)	1064	1973		1375		100 03 G9 62 01
1475	Ø 20	(cm 20,0 x 3,3 h)	1065	1974	1666			100 03 M9 G9 62 L4 T4 T6 01 T5
1476	Ø 22	(cm 22,0 x 3,6 h)	1246			1376		100 G9 62 01
1477	Ø 24	(cm 23,9 x 3,7 h)		1975	1667			100 03 M9 G9 62 L4 T4 T6 01 T5
1478	Ø 26	(cm 26,0 x 3,9 h)	1247			1359		100 G9 62 01
1479	Ø 28	(cm 27,9 x 4,2 h)	1248	1976	1668			50 03 M9 G9 62 L4 T4 T6 01 T5



medea

good for plants










pp



display solutions








espositore
display

art.	size		cilindro 	coccio 	geo 	linto 	olimp 			
1480	Ø 30	(cm 30 x 4,4 h)							50	G9 01
1481	Ø 32	(cm 32 x 4,6 h)		1249	1977	1669	1454		50	03 M9 G9 62 L4 T4 T6 01 T5
1482	Ø 36	(cm 36 x 5,0 h)		1316		1670	1360		50	G9 62 01
1483	Ø 40	(cm 40 x 5,4 h)		1317	1978	1671	1500		50	03 M9 G9 62 L4 T4 T6 01 T5
1484	Ø 44	(cm 44 x 5,8 h)			1979		1361		24	03 M9 G9 62 L4 01
1485	Ø 48	(cm 48 x 6,2 h)			1980		1362		25	03 M9 G9 62 L4 01
1486	Ø 52	(cm 52 x 6,7 h)			2058				24	03 G9 62 01
1487	Ø 56	(cm 56 x 6,9 h)			1981		1363		25	03 G9 62 01
1488	Ø 64	(cm 64 x 7,0 h)			1982				15	03 G9 62 01
1960	Ø 82	(cm 82 x 8,7 h)	1300				1455		5	01



sottovaso con ruote | sottovaso con ruote montate • saucer with attached wheels

art.	size		coccio 	geo 	linteo 		
1107	Ø 25	(cm 24,8 x 10,8 h)	1247	1976	1668	6	01
1108	Ø 28	(cm 27,8 x 11,0h)	1248		1669	6	01
1109	Ø 31	(cm 30,3 x 11,1 h)	1249	1977	1670	6	01
1110	Ø 35	(cm 35,4 x 11,4 h)	1316	1978	1671	6	01
1955	Ø 39	(cm 39,0 x 12,0 h)	1317	1979		6	01
1111	Ø 42	(cm 42,0 x 12,0 h)		1980		6	01
1661	Ø 48	(cm 48,4 x 12,2 h)		2058		6	01

sottovaso con ruote

good for plants



pp



easy for sales



impilabile
stackable




















86
87

portata elevata
high load capacity






















air | sottovaso trasparente •
transparent saucer

art.	size			
2619	Ø 10	(cm 10,0 x 2,3 h)	200	
2620	Ø 12	(cm 11,9 x 2,5 h)	200	
2621	Ø 14	(cm 13,9 x 2,9 h)	200	
2622	Ø 16	(cm 15,7 x 3,1 h)	100	
2623	Ø 18	(cm 17,9 x 3,3 h)	100	
2624	Ø 20	(cm 19,8 x 3,5 h)	100	
2625	Ø 22	(cm 21,9 x 3,6 h)	50	
2626	Ø 24	(cm 23,9 x 3,9 h)	50	
2627	Ø 26	(cm 25,9 x 4,2 h)	50	
2628	Ø 28	(cm 27,9 x 4,5 h)	50	
2629	Ø 30	(cm 29,8 x 4,7 h)	50	
2630	Ø 35	(cm 34,9 x 5,0 h)	50	
2631	Ø 40	(cm 39,9 x 5,2 h)	50	
2632	Ø 45	(cm 45,0 x 5,5 h)	50	
2633	Ø 50	(cm 49,8 x 5,6 h)	25	



sabbaiato | sottovaso • saucer

art.	size			
1229	Ø 10	(cm 9,0 x 1,4 h)	200	
3/12	Ø 12	(cm 12,0 x 2,4 h)	200	
3/14	Ø 14	(cm 14,0 x 2,7 h)	200	
3/16	Ø 16	(cm 16,2 x 2,9 h)	100	
3/18	Ø 18	(cm 18,0 x 3,2 h)	100	
3/20	Ø 20	(cm 20,0 x 3,4 h)	100	
3/22	Ø 22	(cm 22,0 x 3,7 h)	100	
3/24	Ø 24	(cm 24,0 x 4,0 h)	100	
3/26	Ø 26	(cm 26,0 x 4,2 h)	100	
3/28	Ø 28	(cm 28,0 x 4,4 h)	50	
3/30	Ø 30	(cm 30,0 x 4,7 h)	50	
3/35	Ø 35	(cm 35,0 x 5,0 h)	50	
3/40	Ø 40	(cm 40,0 x 5,3 h)	50	
3/45	Ø 45	(cm 45,0 x 5,5 h)	50	
3/50	Ø 50	(cm 50,0 x 5,2 h)	25	
3/55	Ø 55	(cm 58,6 x 5,8 h)	25	
3/60	Ø 60	(cm 63,6 x 6,0 h)	25	



mini | sottocassetta • oblong tray

art.	size			
1238	cm 30	(cm 30 x 16 x 4 h)	25	01
1239	cm 35	(cm 35 x 17 x 5 h)	25	01
1240	cm 40	(cm 41 x 18 x 5 h)	25	01
1241	cm 46	(cm 47 x 20 x 5 h)	25	01
1242	cm 52	(cm 53 x 22 x 6 h)	25	01
1243	cm 62	(cm 63 x 23 x 7 h)	25	01



moplen | sottovaso • saucer

art.	size			
1037	Ø 10	(cm 10,0 x 2,3 h)	200	02
1/12	Ø 12	(cm 11,9 x 2,5 h)	200	02
1/14	Ø 14	(cm 13,9 x 2,9 h)	200	02
1/16	Ø 16	(cm 15,7 x 3,1 h)	100	02
1/18	Ø 18	(cm 17,9 x 3,3 h)	100	02
1/20	Ø 20	(cm 19,8 x 3,5 h)	100	02
1/22	Ø 22	(cm 21,9 x 3,6 h)	100	02
1/24	Ø 24	(cm 23,9 x 3,9 h)	100	02
1/26	Ø 26	(cm 25,9 x 4,2 h)	100	02
1/28	Ø 28	(cm 27,9 x 4,5 h)	50	02
1/30	Ø 30	(cm 29,8 x 4,7 h)	50	02
1/35	Ø 35	(cm 34,9 x 5,0 h)	50	02
1/40	Ø 40	(cm 39,9 x 5,2 h)	50	02
1/45	Ø 45	(cm 45,0 x 5,5 h)	50	02
1/50	Ø 50	(cm 49,8 x 5,6 h)	25	02



moplen | sottocassetta • oblong tray

art.	size			
2/25	cm 25	(cm 25 x 15 x 4,0 h)	25	02
2/30	cm 30	(cm 30 x 16 x 4,0 h)	25	02
2/35	cm 35	(cm 35 x 17 x 5,0 h)	25	02
2/40	cm 40	(cm 40 x 18 x 5,0 h)	25	02
2/46	cm 46	(cm 46 x 20 x 5,0 h)	25	02
2/52	cm 52	(cm 52 x 22 x 5,9 h)	25	02
2/62	cm 62	(cm 63 x 20 x 5,8 h)	25	02