

Used as cachepot INDOOR / OUTDOOR

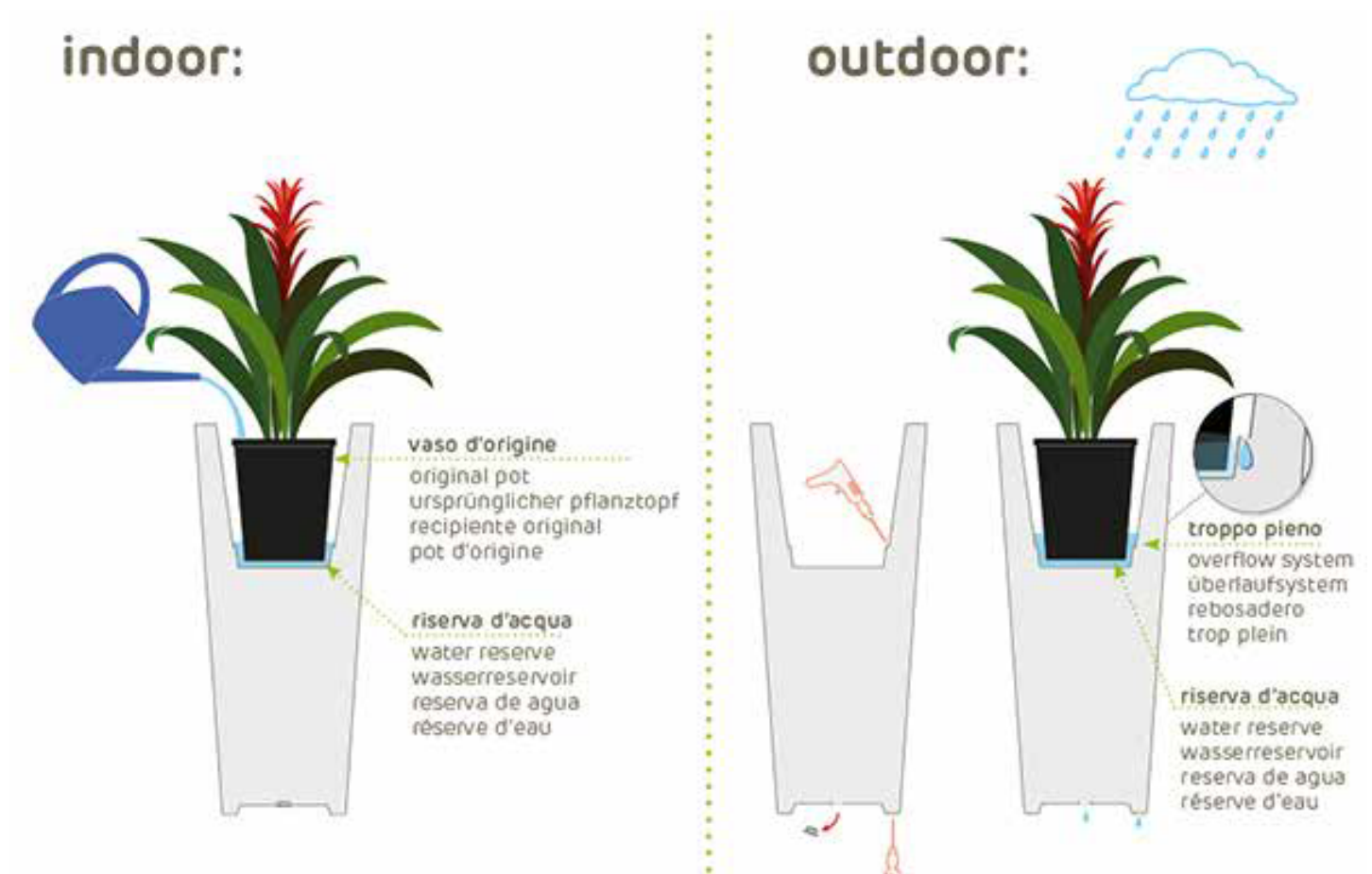
Used as cachepot INDOOR

The pot can be used as a pot cover. Insert directly the plant with its container of origin inside the pot: in this way the pot acts as a saucer and water reservoir.

Used as cachepot OUTDOOR

If the pot is used outdoors, make a hole inside at the point indicated, where indicated, and remove the screw plug, if present, from the bottom. The holes will allow excess rainwater to drain away.

Place the plant with its original container inside the pot. It replaces the saucer and acts as a water reserve.



UE DECLARATION OF CONFORMITY

Nr. 003

The company **Euro3Plast S.p.A.** of viale del lavoro, 45 - 36048 Ponte di Barbarano (VI) vat n. 00331710244

DECLARES

under its own responsibility that the following articles (mobile floor/table lighting fixtures E27, 220-240V, IP67, CL.II), supplied with 8,5W LED bulb

A4280 – KIT LUCE STYLE OUTDOOR (cold light)
A4182 – KIT LUCE PLUST OUTDOOR (cold light)
A4688 – KIT LUCE PLUST OUTDOOR (natural light)
A4572 – KIT LUCE PLUST OUTDOOR OPALINO (cold light)
A4690 – KIT LUCE PLUST OUTDOOR OPALINO (natural light)

kube light outdoor
sfera light outdoor
buba light outdoor
bartolomeo light outdoor
frozen light outdoor
ohla light outdoor
airball light outdoor
spot light outdoor
t-ball light outdoor
bold light outdoor
cubalibre light outdoor
drop light outdoor

gumball light outdoor
nicole light outdoor
rebelot light outdoor
saving space vase light outdoor
big cut light outdoor
jetlag light outdoor
boyo light outdoor
fura light outdoor
settembre light outdoor
fade light outdoor
boom light outdoor

to which this declaration refers, COMPLIES with the following regulations:

EN 60598-2-4:2018-03 used in conjunction with EN 60598-1:2021-04
 EN 63000:2018-12

and therefore meet the essential requirements of the following directives:

2014/35/UE – 2011/65/UE e 2017/2102/UE – 2012/19/UE – 2009/125/CE

Ponte di Barbarano (VI), 10/10/2024

Boscato Alvisè (administrator)



euro3plast spa

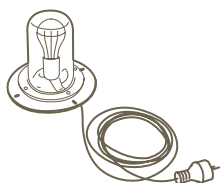
viale del lavoro, 45
 36048 ponte di barbarano (vi) • italy
 tel +39 0444 788200 • fax +39 0444 788290

r.e.a. VI n. 125725
 cap.soc € 3.000.000 int. vers.
 reg.imp. VI n. 00331710244

pi/cf/vat (IT) 00331710244
 pec: euro3plast@pec.confindustriavicenza.it
 www.euro3plast.com • info@euro3plast.com

Kit luce/Light kit

kit luce in PC per **esterni**
outdoor PC light kit




Il kit luce è venduto con una lampada di classe energetica E.
The light kit is sold with a bulb of the energy class E.

art. A4280
dettagli • details
piastra in policarbonato • polycarbonate plate
guscio in policarbonato • polycarbonate shell
guarnizione a tenuta • gasket seal
cavo nero • black cable
spina schuko antispruzzo • anti-splash
lunghezza cavo • wire length: **cm 280**

luce • light
1 x 8,5 W

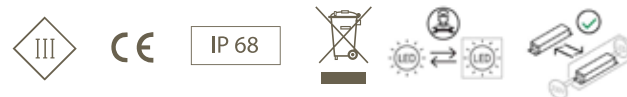


Kit LED RGB a batteria per
interni/esterni bluetooth
Bluetooth RGB LED light kit with
battery **indoor/outdoor**

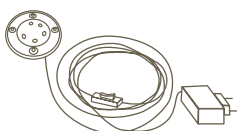


art. A4744
dettagli • details
kit led rgb powered by smart&green
autonomia 8 ore circa alla massima intensità
autonomy 8 hours on average at maximum power
base di ricarica con spina europea bipolare
european bipolar plug charger
batteria li-Ion polimeri 3,7V 2200 mAh
battery li-Ion 3,7V 2200 mAh
Trasmissione senza filo: bluetooth 4.0
Wireless transmission: bluetooth 4.0

luce • light
35 led: 20 led bianchi e 15 led colorati - 1,2 W
35 leds: 20 white leds and 15 color leds - 1,2 W



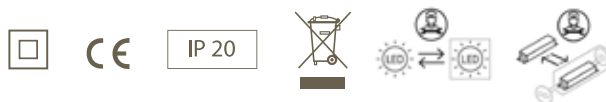
kit mini led light per **interni**
mini led light kit **indoor**



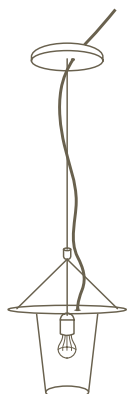
Il kit luce è munito di una sorgente luminosa a LED
con classe energetica E.
The light kit is equipped with a LED light source
with energy class E.

art. A4303
dettagli • details
cavo trasparente • transparent cable
spina europea bipolare • european bipolar plug
trasformatore in 12V a parete • 12V wall transformer
pulsantiera • switch
lunghezza cavo • wire length: **cm 140**

luce • light
modulo 6 led bianchi 1,5 W
1,5 W white 6 led module



kit luce a sospensione per **interni/esterni**
indoor/outdoor light kit to suspension



art. A4596
dettagli • details
piastra in policarbonato • polycarbonate plate
guscio in policarbonato • polycarbonate shell
guarnizione a tenuta • gasket seal
cavo nero • black cable
lunghezza cavo • wire length: **cm 200**
fili in acciaio per la sospensione • steel wires for suspension
staffa metallica di fissaggio a soffitto • metal bracket for ceiling mount
rosone metallico • metal ceiling rose
kit luce regolabile in altezza • light kit adjustable in height

luce • light
1 x 8,5 W

Il kit luce è venduto con una lampada di classe energetica E.
The light kit is sold with a bulb of the energy class E.



Legenda/Legend



Lampadina a LED MAX 1 x 11,5 W
LED bulb MAX 1 x 11,5 W

CL. I

Classe di isolamento: Classe I.
Apparecchio protetto alla scossa elettrica tramite isolamento principale e provvisto di un dispositivo per la messa a terra.
Protection class: Class I
Apparatus protected against electric shock through main insulation, and provided with grounding device.



Classe di isolamento: Classe II.
Con doppio isolamento e/o rinforzo in ogni parte e senza dispositivi per la messa a terra.
Insulation class: Class II.
With double insulation and/or reinforcement in each part and without ground devices.



Classe di isolamento: Classe III
Con isolamento ridotto perchè destinato a essere esclusivamente alimentato da un sistema a bassissima tensione di sicurezza (minore o uguale a 48V dc) e nel quale si generano tensioni di valore superiore a quello di tale sistema.
Insulation class: Class III.
With reduced insulation because the device is destined to be powered exclusively by a safety extra-low voltage system (max. 48V DC or less) in which voltages of values higher than those of such system are generated.



Attesta la conformità del prodotto alle disposizioni delle direttive comunitarie.
It certifies the conformity of the product to the European community instructions.

IP 20

Prodotto di uso ordinario. Protetto contro corpi solidi di diametro superiore a 12,5mm. L'utente non ha comunque modo di entrare in contatto con le parti in tensione. Prodotto con nessuna protezione nei confronti della penetrazione dell'acqua.
Product for ordinary use, protected against solid objects larger than 12.5 mm in diameter. Users cannot however come into contact with the live parts. This product has no water protection.

IP 44

Protetto contro corpi solidi di diametro superiore ad 1 mm. Prodotto resistente agli spruzzi d'acqua.
Protected against solid bodies with a diameter over 1 mm. Splash-resistant product.

IP 67

Totamente protetto contro la penetrazione di polveri. Prodotto resistente all'immersione temporanea massimo ad 1m di profondità. L'icona, dove presente, fa riferimento al corpo lampada.
Totally protected against penetration of dust. Product resistant against temporary immersion in water to a maximum of 1 m depth. Wherever present, the icon refers to the lamp's casing.

IP 68

Totamente protetto contro la penetrazione di polveri. Prodotto resistente alla sommersione permanente in acqua. L'icona, dove presente, fa riferimento al corpo lampada.
Totally protected against penetration of dust. Product resistant against permanent immersion in water. Wherever present, the icon refers to the lamp's casing.

182
183



Sorgente luminosa sostituibile dall'utente finale.
Replaceable light source by an end-user.



Sorgente luminosa sostituibile (solo LED) da un professionista.
Replaceable (LED only) light source by a professional.



Alimentatore sostituibile dall'utente finale.
Replaceable control gear by an end-user.



Alimentatore sostituibile da un professionista.
Replaceable control gear by a professional.



Ai sensi della Direttiva 2012/19/UE, il prodotto, alla fine della sua vita utile, non deve essere smaltito come rifiuto urbano.
According to the Directive 2012/19/UE, once the device life time is ended, it must not be disposed as urban waste.

Tutte le apparecchiature elettriche sono conformi alle direttive 2011/65/UE sulle Restrizioni d'uso di alcune sostanze pericolose (RoHS), recepite in Italia con il D.lgs 04/03/2014 n.27.

All electric equipments meet the Directives 2011/65/UE about the Reduction of the use of certain Hazardous Substances (RoHS), which came into force in Italy with D. lgs 04/03/2014 n.27.

Avvertenze - Warning:

- Tutte le lampade presenti in questo catalogo dispongono di un kit luce già installato.
- In caso di sostituzione della lampadina, assicurarsi che la presa di corrente sia scollegata.
- Collegare la spina dell'apparecchio in una presa collocata in un luogo protetto dalla pioggia e dagli spruzzi d'acqua.
- L'articolo "Sfera a sospensione" che monta il kit a sospensione (A4596), se utilizzato all'esterno, dovrà essere posizionato in luogo coperto.
- Se il cavo flessibile esterno di questo apparecchio viene danneggiato, deve essere sostituito esclusivamente dal costruttore, dal suo servizio di assistenza, o da personale qualificato equivalente, al fine di evitare pericoli.
- Nelle versioni sprovviste di interruttore sul cavo di alimentazione, collegare la spina dell'apparecchio sotto una presa comandata da interruttore.
- Si sconsiglia l'utilizzo e/o l'installazione dei prodotti luminosi su superfici/pavimentazioni non solide (sabbia, terra, erba, sassi, ghiaia, ecc.).
- Inoltre, i prodotti luminosi non dovranno essere installati in prossimità (adiacenti e sullo stesso piano) di piscine e/o ambienti d'acqua.
- Gli oggetti luminosi, se allestiti con terra, piante e/o vasi, dovranno essere fissati al suolo con i nostri sistemi di ancoraggio, ove previsti.
- I vasi light outdoor sono dotati di fori di drenaggio all'interno e sul fondo del vaso, oppure di canaletta di scolo. Entrambe le soluzioni servono per favorire la fuoriuscita dell'acqua in eccesso.
- Euro3Plast S.p.A. declina ogni responsabilità per danni causati a cose o a persone da un uso improprio del prodotto.

- All the lamps included in this catalogue are supplied with a light kit already installed.
- Before replacing a bulb make sure that the power plug has been disconnected.
- Connect the plug of the appliance to a power outlet that is located in a sheltered position, protected from rain and water splashes.
- If used outdoors, the article "Suspended light sphere" that mounts the suspension kit (A4596) must be installed in a covered context.
- If the external flexible cable of this appliance is damaged it must be replaced by either the manufacturer, the manufacturer's customer assistance service or by equivalent qualified personnel, in order to prevent possible hazards.
- For models that are not equipped with an inline on/off switch, connect the plug of the appliance to a switch controlled outlet.
- The use and/or installation of illumination devices on instable surfaces/floors or pavement (sand, soil, grass, stones, gravel, etc.) is discouraged.
- Neither must illumination devices be installed near (adjacent to or on the same level as) swimming pools and/or other water environments.
- If light articles are set up with earth, plants and/or vases, they must be secured to the ground with our anchoring systems, where provided.
- The light outdoor pots have drainage holes inside and on the base, or a drainage tube. Both solutions are to allow excess water to drain away.
- Euro3Plast S.p.A. cannot accept liability for any damage caused to things or persons by an incorrect use of the product.

Warnings

- Before replacing a bulb make sure that the power plug has been disconnected.
- Connect the plug of the appliance to a power outlet that is located in a sheltered position, protected from rain and water splashes.
- If the external flexible cable of this appliance is damaged it must be replaced by either the manufacturer, the manufacturer's customer assistance service or by equivalent qualified personnel, in order to prevent possible hazards.
- For models that are not equipped with an inline on/off switch, connect the plug of the appliance to a switch controlled outlet.
- The use and/or installation of illumination devices on instable surfaces/floors or pavement (sand, soil, grass, stones, gravel, etc.) is discouraged. Neither must illumination devices be installed near (adjacent to or on the same level as) swimming pools and/or other water environments.
- If light articles are set up with earth, plants and/or vases, they must be secured to the ground with our anchoring systems, where provided.
- The light Outdoor pots have drainage holes inside and on the base, or a drainage tube. Both solutions are to allow excess water to drain away.
- Euro3Plast S.p.A. cannot accept liability for any damage caused to things or persons by an incorrect use of the product.

Cleaning instructions - light

- Disconnect the electrical power supply before beginning assembly operations, cleaning and handling the product.
- Clean with a wet sponge with water and a neutral cleaner.
- Wipe clean with a damp cloth.
- It is recommended to avoid using solvents.
- In a case very dirty, clean with euro3plast cleaner.

Attention: permanent exposure to sun may change the original colour.